


create space
for new
opportunities



EXPANDABLE
movable spaces

Touchdown 53ft
Spec Sheet

Specifications

Allow us to introduce you to the Expandable Touchdown – our most groundbreaking design in a large 53 ft exterior. Showcasing a revolutionary new system, the Expandable Touchdown can fully lower to the ground without compromising interior space. Operated by the intuitive built-in control panels on either side, the wheels retract to the back of the unit with a rail system to create more space inside.


With its automatic levelling system, retractable axle bogie, and low step-in height, the Expandable Touchdown introduces the revolutionary Touchdown system for maximum user-friendliness. Every Expandable unit is easy to operate and can be set up by any one person in just 15 minutes. It is fully customizable and ensures a short delivery time by using modular elements.

Touchdown 53ft

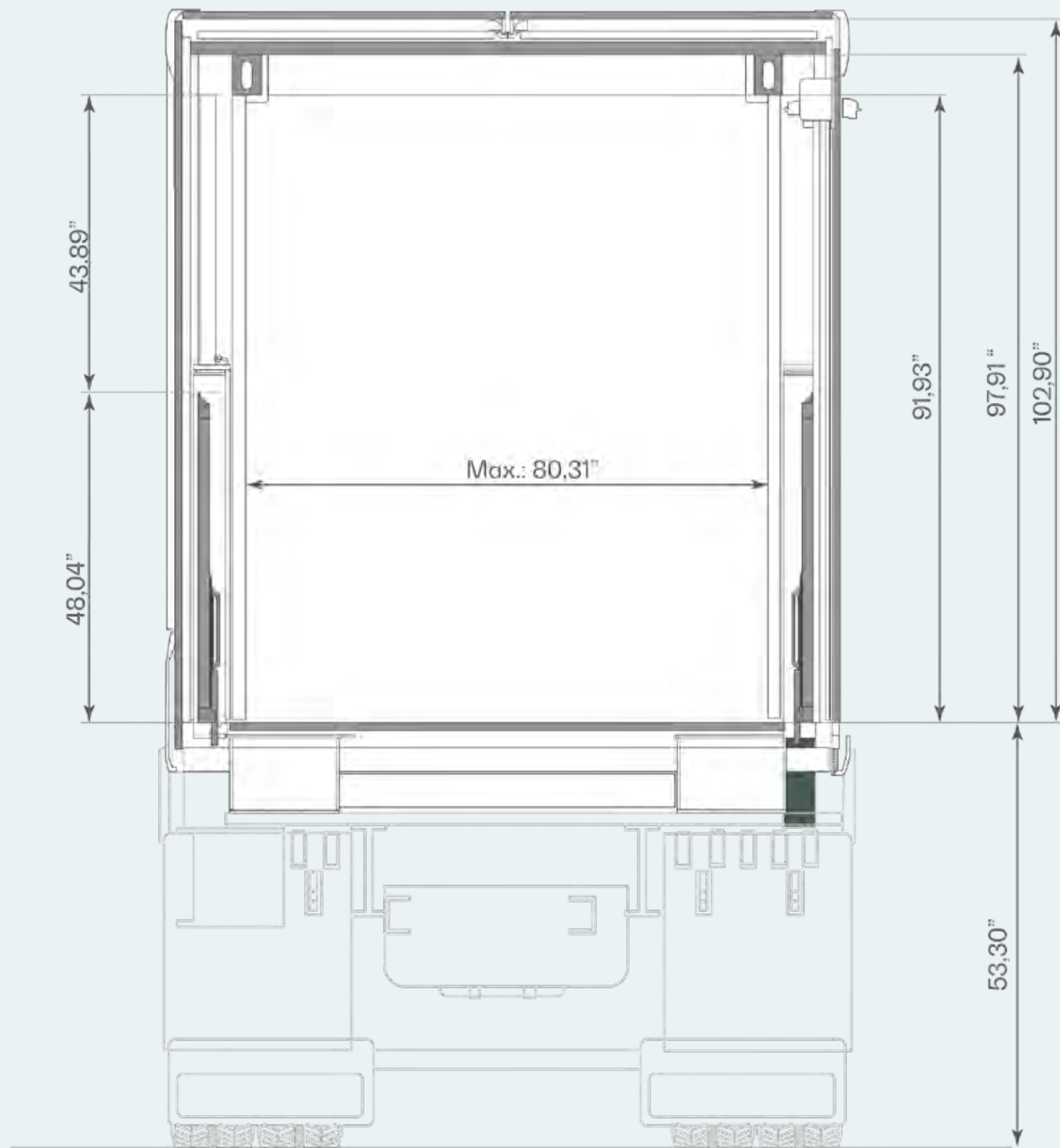


Length	52 ft 8"	52 ft 8"
Width	8 ft 5"	15 ft 10"
Height	13 ft 5"	9 ft 10"
Flat surface area	323 sqr ft	807 sqr ft
Internal volume	98 cu yd	203 cu yd
Step height (outside-inside)	-	1 ft 1"
Empty weight	18 - 19 US ton	18 - 19 US ton
Loading capacity*	11 - 13 US ton	-

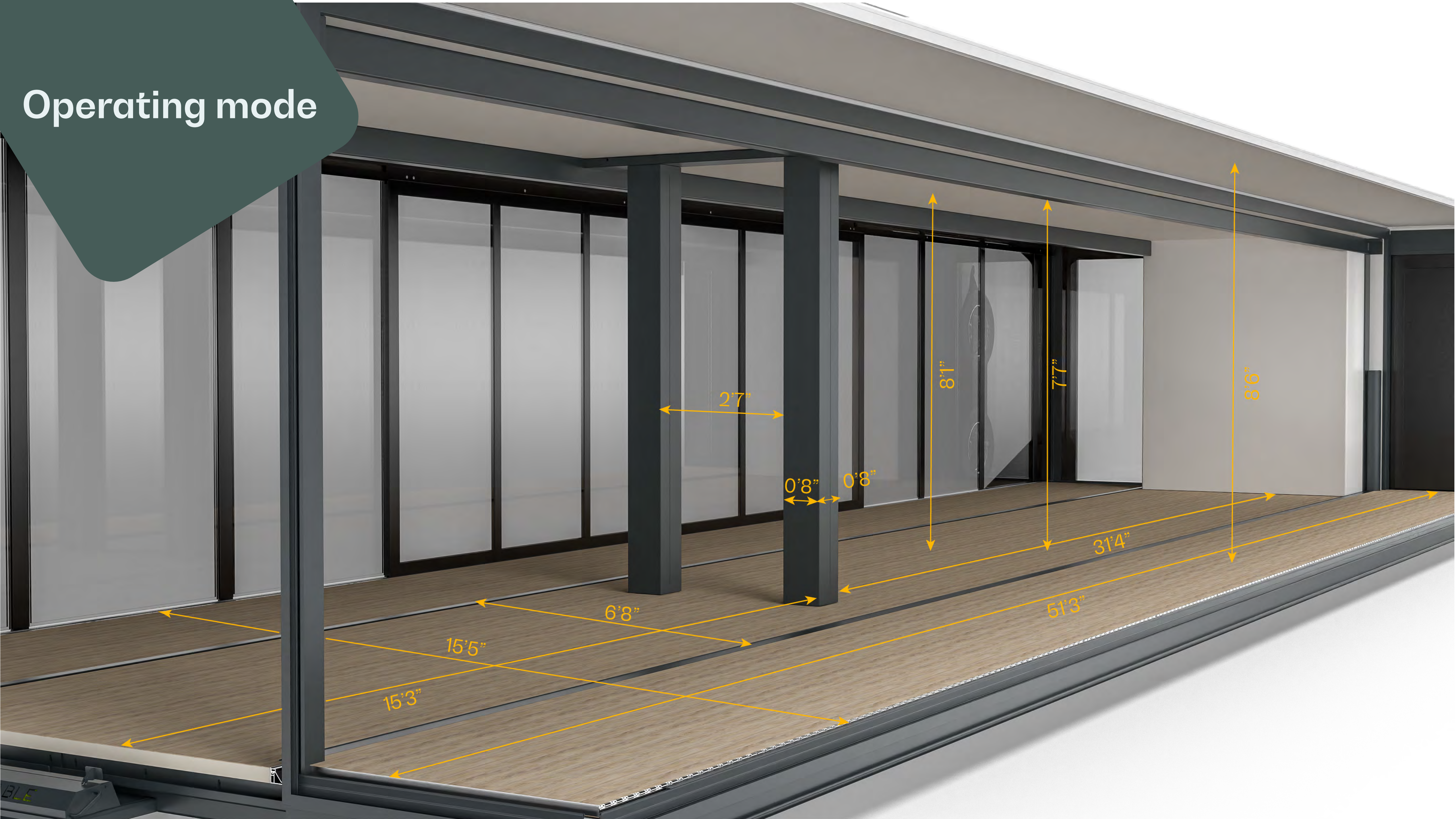
*According to a specific loading schedule



Transport mode



Operating mode




any questions?
contact us

Expandable LLC

7120 Augusta Road,
Piedmont, SC 29673

(864)-400-5095

info@expandable-usa.com



EXPANDABLE
movable spaces

www.expandable-trailers.com