



EXPANDABLE
movable spaces

**create space
to move
an audience**

Rooftop Trailer 53ft

EXPANDABLE TRAILER MAKES YOUR BUSINESS GROW

Every business is unique. Whatever you do, an Expandable is waiting to enhance your business.



- ✓ **756 square feet** of flat surface area
- ✓ **Setup in 15 minutes** by a single person
- ✓ Easy setup with **integrated controller**
- ✓ Compatible with, batteries and solar panels
- ✓ More than **double the square area** when expanded
- ✓ Usable as **cargo space** during transport



Rooftop terrace

The trailer is equipped with a rooftop terrace that adds an additional usable outdoor level. Access to the terrace is provided from the interior of the trailer, with an external spiral staircase that can be set up quickly and easily. The rooftop terrace is designed for safe use and offers extra space for gatherings, viewing areas, or informal meetings.

Trailer 53ft

		
Length	52 ft 8"	52 ft 8"
Width	8 ft 5"	15 ft 10"
Height	13 ft 6"	13 ft 6"
Flat surface area	341 sqr ft	756 sqr ft
Internal volume	99,5 cu yd	232 cu yd
Step height (outside-inside)	3 ft 9"	3 ft 9"
Empty weight	18 - 19 US ton	18 - 19 US ton
Loading capacity*	11 - 13 US ton	-

*According to a specific loading schedule

One platform. Unlimited potential.

A overview of the main features and configurations of this trailer model.



Rooftop Trailer

A versatile solution designed for effortless mobility, the Expandable Trailer connects to any standard truck. This trailer features an integrated roof deck terrace with a dedicated stair entry, creating an elevated vantage point and an additional functional outdoor area.

- ✓ PVC Zinc Silver floor
- ✓ Roof deck with integrated stair entry
- ✓ 15 kVa Power Generator
- ✓ Automatic leveling system
- ✓ Right side is premium glass with double opening glass doors & fixed folding stairs
- ✓ Rear middle double opening glass doors & fxd folding stairs
- ✓ High capacity airconditioning

\$599.000

Exterior Options

The Expandable Rooftop Trailer 53ft is built in an octagon-shaped form. At the front, the left side is fitted with a solid wall, while the center features a dedicated roof deck entry with stairs providing direct access to the rooftop terrace. The front right side is finished with premium glass. Along the right side of the trailer, premium glass panels extend over the length of the unit and include double opening glass doors with fixed folding stairs. The left side of the trailer consists of a full solid wall. At the rear, the left section is solid, the center section features double opening glass doors with fixed folding stairs, and the right section is finished with premium glass. This configuration includes a roof deck terrace, adding an additional usable outdoor level to the trailer. Additional exterior features include two RGB LED lines and built-in automatic leveling system.

Beneath the trailer are several functional zones. This setup includes a built-in 15 kVa power generator in Zone 1, with closed storage boxes in Zone 2 and Zone 3.


Interior Options

Inside, the trailer is designed as a practical and adaptable space. It includes four RGB LED lines that allow lighting to be adjusted as needed, along with a flex rail system equipped with multiple electrical outlets and 12 LED spots for focused illumination. The interior is finished with durable PVC Zinc Silver flooring, chosen for its clean appearance and easy maintenance.

Each corner features a double electricity socket and two electricity ground pods to provide accessible power throughout the space, making it suitable for a wide range of equipment setups. The climate inside the trailer is regulated by two high-capacity 4-ton air-conditioning units, ensuring steady cooling even in larger or more demanding environments.

All the extras are built right in...

A summary of the interior systems and components that define the trailer's usability and day-to-day functionality.



PVC Vintage Zinc Silver

A shimmering silver finish with a vintage zinc flair, offering a blend of retro charm and modern elegance.



Flex rail system

A flex rail system with electrical outlets and 12 LED spots for practical lighting.



High-capacity dual AC

The climate is controlled by two high-capacity 4-ton air-conditioning units, providing steady cooling and comfort during use.



RGB LED lines

The four interior RGB LED lines divided into two groups. The two inner lines can be controlled independently, and the two outer lines can also be operated separately, allowing flexible lighting control throughout the space.




Double electricity sockets

Each corner of the space is equipped with a double socket, providing a total of eight plug-in points.



Cargo lashing points

The heavy-duty lashing points can support up to 3,307 lbs per point.





EXPANDABLE
movable spaces



any questions?

contact us

Expandable LLC

7120 Augusta Road
Piedmont, SC 29673
United States

+1(864)-400-5095

info@expandable-usa.com



let's connect